


Attachment 35

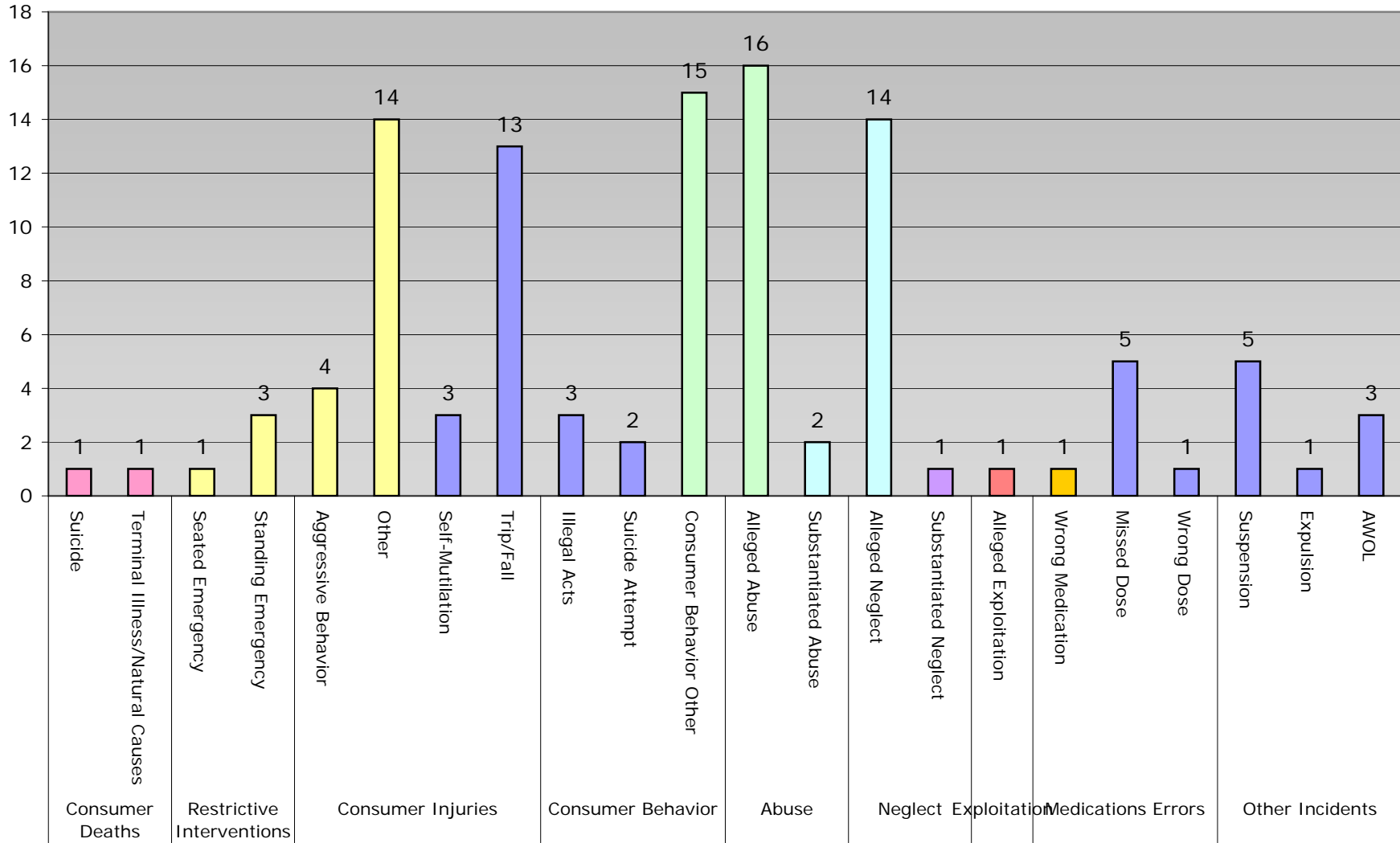
 Incidents and Restrictive Interventions with LME Intervention 1/1/2007 - 12/31/2007				
Category		Total # LME Intervention	Total # Incidents	% LME Intervention
Consumer Deaths		0	59	0.00%
	Accident	0	8	0.00%
	Homicide/Violence	0	1	0.00%
	Suicide	0	12	0.00%
	Terminal Illness/Natural Causes	0	21	0.00%
	Unknown	0	17	0.00%
Restrictive Interventions		0	161	0.00%
	Isolation/Time Out Emergency	0	9	0.00%
	Isolation/Time Out Planned	0	2	0.00%
	Prone Emergency	0	67	0.00%
	Prone Planned	0	2	0.00%
	Seated Emergency	0	27	0.00%
	Seated Planned	0	1	0.00%
	Standing Emergency	0	49	0.00%
	Standing Planned	0	4	0.00%
Consumer Injuries		0	236	0.00%
	Aggressive Behavior	0	33	0.00%
	Auto Accident	0	8	0.00%
	Other	0	108	0.00%
	Self-Mutilation	0	25	0.00%
	Trip/Fall	0	62	0.00%
Allegations of Abuse		0	122	0.00%
	Alleged Abuse	0	112	0.00%
	Substantiated Abuse	0	10	0.00%
Allegations of Neglect		0	47	0.00%
	Alleged Neglect	0	41	0.00%
	Substantiated Neglect	0	6	0.00%
Allegations of Exploitation		0	6	0.00%
	Alleged Exploitation	0	6	0.00%
	Substantiated Exploitation	0	0	0.00%
Medications Errors		0	38	0.00%
	Missed Dose	0	32	0.00%
	Wrong Dose	0	4	0.00%
	Wrong Medication	0	2	0.00%
	Wrong Time	0	0	0.00%
Consumer Behavior		0	202	0.00%
	Illegal Acts by a Consumer	0	36	0.00%
	Inappropriate Sexual Behavior	0	19	0.00%
	Suicide Attempt	0	24	0.00%
	Other	0	123	0.00%
Other Incidents		0	162	0.00%
	AWOL	0	142	0.00%
	Expulsion	0	2	0.00%
	Fire	0	3	0.00%
	Suspension	0	15	0.00%
TOTALS:		0	1033	0.00%



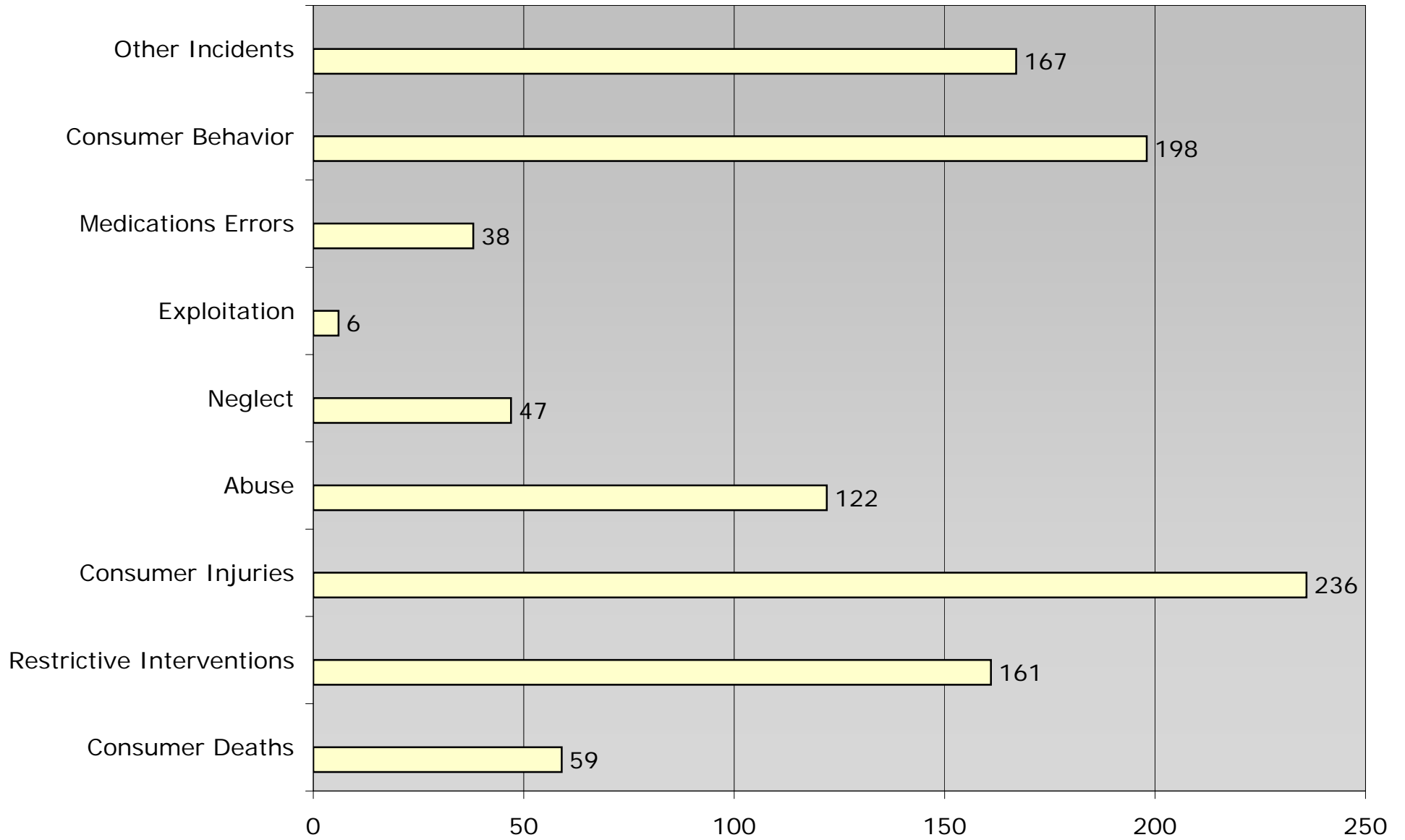
Incidents and Restrictive Interventions with LME Intervention
1/1/2007 - 12/31/2007

Incidents Broken down by C Waiver Clients					
Category		Total # LME Intervention	Total # Incidents	% LME Intervention	Unduplicated count of C-Waiver Consumers Involved
Consumer Deaths	Suicide	0	1	0.00%	1
	Terminal Illness/Natural Causes	0	1	0.00%	1
Restrictive Interventions	Seated Emergency	0	1	0.00%	1
	Standing Emergency	0	3	0.00%	3
Consumer Injuries	Aggressive Behavior	0	5	0.00%	4
	Other	0	18	0.00%	14
	Self-Mutilation	0	3	0.00%	3
	Trip/Fall	0	18	0.00%	13
Consumer Behavior	Illegal Acts	0	4	0.00%	3
	Suicide Attempt	0	3	0.00%	2
	Other	0	23	0.00%	15
Allegations of Abuse	Alleged Abuse	0	19	0.00%	16
	Substantiated Abuse	0	2	0.00%	2
Allegations of Neglect	Alleged Neglect	0	14	0.00%	14
	Substantiated Neglect	0	1	0.00%	1
Allegations of Exploitation	Alleged Exploitation	0	1	0.00%	1
	Substantiated Exploitation	0	0	0.00%	0
Medication Errors	Missed Dose	0	6	0.00%	5
	Wrong Medication	0	1	0.00%	1
	Wrong Dose	0	1	0.00%	1
Other Incidents	Suspension	0	5	0.00%	5
	Expulsion	0	1	0.00%	1
	AWOL	0	8	0.00%	3
TOTALS:		0	139	0.00%	
Unduplicated Count of C Waiver Consumers		75			

**C-WAIVER CONSUMER INCIDENTS
1/1/07 - 12/31/07**



Consumer Incidents



**% LME Intervention
Jan07 - Dec07**

□ % LME Intervention

